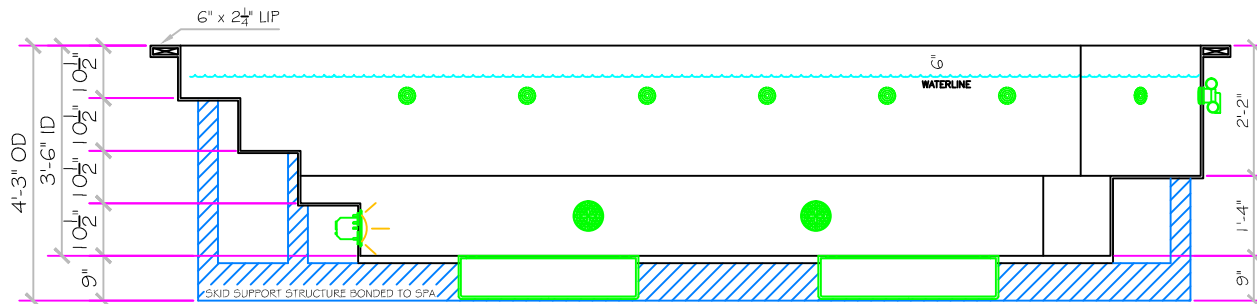
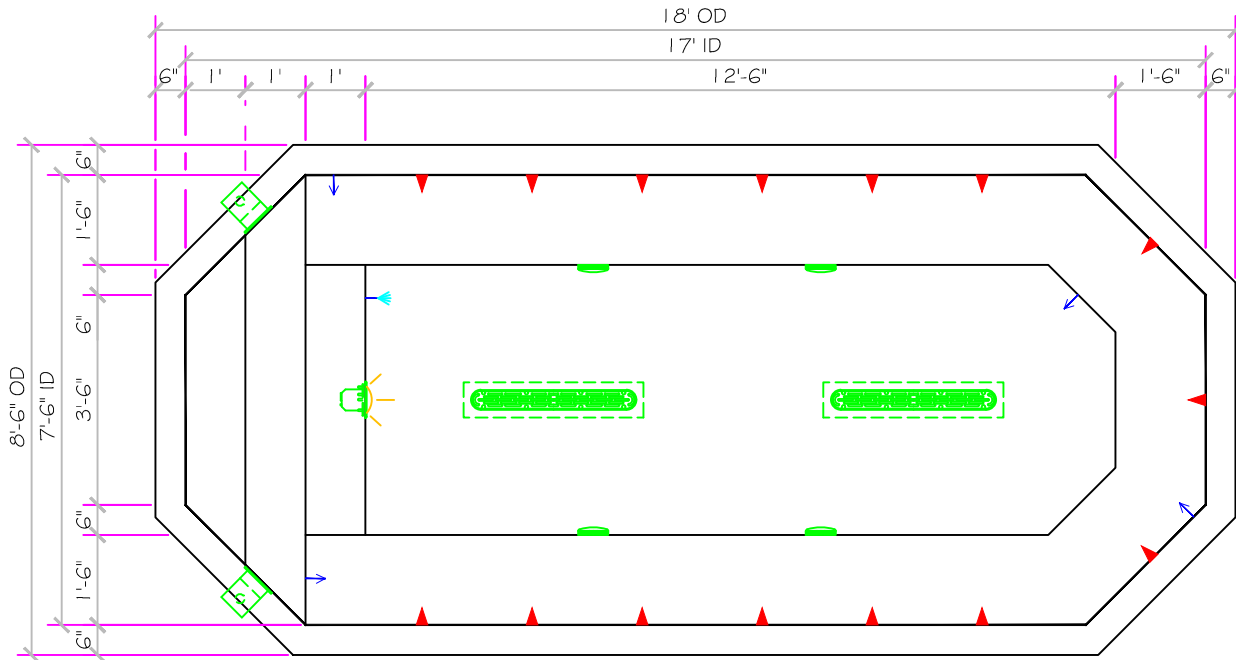


# 17' MIRAGE

## ALL TILED SPA - Fits 15 Adults



| SPECIFICATIONS             |               |
|----------------------------|---------------|
| SHELL WEIGHT               | 3400 LBS.     |
| WATER WEIGHT               | 15815 LBS.    |
| TOTAL SHELL & WATER WEIGHT | 19214.7 LBS.  |
| WATER VOLUME               | 317 Cu.Ft.    |
| MAX WATER GAL.             | 2371 GAL.     |
| SURFACE AREA               | 119.5 SQ. FT. |
| IAPMO#                     | 1138          |
| FDA#                       | 2030305       |

**SKID SUPPORT STRUCTURE\* BONDED TO SPA TO SPA**

☒ SKIDS SUPPLIED BY NESPA

**LIGHT NICHE**

SPA BRIGHT, 120 V, 100 WATT, 50' COORD., UL APPROVED

**MAIN DRAIN**

AquaStar 32C/D/LFR, 32" Channel Drain, Approved Max Flow Rate: 235 GPM @ 3.4 fpm Wall = 138 GPM @ 1.9 fpm V.G.B. Approved Safety Drain

**SIDEWALL SUCTION**

8" Round Hickey Puck, AquasStar 800P/800A, Sumpless Suction Outlet, Floor/Wall 25A GPM @ 6.3 fpm Complies w/ ANSI Code ASME A112.19.8-07 & VGB 2009

**SKIMMER**

FRONT ACCESS SKIMMER, NSF APPROVED

**JET**

HYDRO INLETS  
1/2" WATER = 1/2" AIR  
HYDRAIR #10-350  
COMPLIES W/ ANSI CODE ASME A112.19.8-07  
UL APPROVED

**RETURN**

INLET FITTINGS  
1/2" WALL TYPE W/ EYEBALL  
HYDRAIR #10-350  
COMPLIES W/ ANSI CODE ASME A112.19.8-07  
UL APPROVED

**FILL**

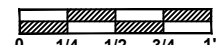
INLET FITTINGS  
1/2" WALL TYPE W/ EYEBALL  
HYDRAIR #10-300  
COMPLIES W/ ANSI CODE ASME A112.19.8-07  
UL APPROVED

All drawing dimensions supplied by **NESPA ENTERPRISES INC.** are for reference only. All CAD files were created using AutoCAD file (\*.dwg) and were provided as a service to our customers using AutoCAD. Errors sometimes occur during this process and with software incompatibility upon opening a file. **NESPA ENTERPRISES INC.** and/or any authorized distributor of our products will not be held responsible for problems arising from files which have been converted and does not warrant the documents against deficiencies or typographical errors of any kind. We recommend that all measurements are verified with actual physical product before any custom fabrication in the field occurs.

### NESPA ENTERPRISES INC.

2800 Richter Ave. Suite C Oroville, CA 95966  
Office: (530) 534-9910 Fax: (530) 534-9915  
E-Mail: [jim@tiledspas.com](mailto:jim@tiledspas.com) Web Site: [www.tiledspas.com](http://www.tiledspas.com)

SCALE  
5/16" = 1'



DWG TYPE

SD

DWG NAME RESIDENTIAL MODELS 2012

DATE 8/12/2012

SHEET PAGE 1 OF 1